

PUBLIC SCHOOLS of  
**BROOKLINE**

# Michael F. Driscoll School

K-8 Survey  
Spring 2017



Report created by  
Panorama Education



## Summary

Topic Description	Results	Comparison
<b>Communications</b>	<b>40%</b>	<b>44%</b> Brookline Public Schools
<b>District Climate</b>	<b>49%</b>	<b>56%</b> Brookline Public Schools
<b>Family Engagement</b>	<b>41%</b> ▼ 4 since last survey	<b>41%</b> Brookline Public Schools
<b>School Climate</b>	<b>62%</b> ▼ 2 since last survey	<b>72%</b> Brookline Public Schools
<b>School Fit</b>	<b>59%</b> ▼ 4 since last survey	<b>68%</b> Brookline Public Schools
<b>School Leadership</b>	<b>55%</b> ▲ 1 since last survey	<b>69%</b> Brookline Public Schools
<b>School Safety</b>	<b>55%</b>	<b>61%</b> Brookline Public Schools

231 responses

# Communications

Your average

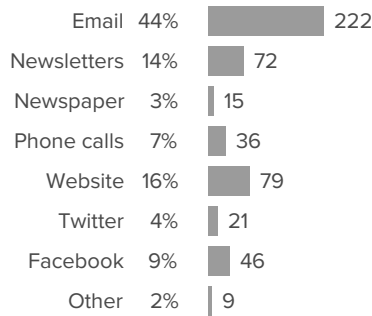
**40%**

231 responses

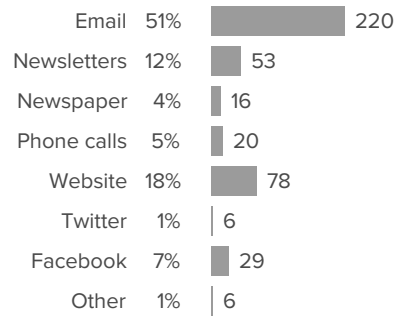
District average: **44%** Brookline Public Schools

## How did people respond?

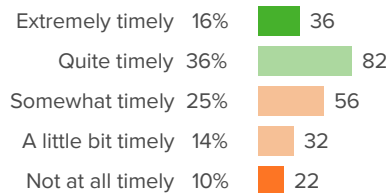
**Q.1: What would be the best way for the school/district to stay in communication with you? (check all that apply)**



**Q.2: Of the following, which source do you use the most to get information about the school/district? (check all that apply)**



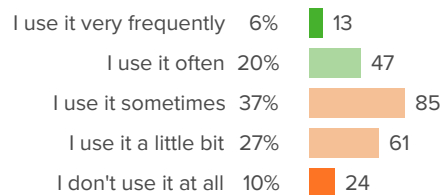
**Q.3: How timely is the feedback that teachers at this school provide to students about their learning?**



▼ 6 from last survey

Favorable: **52%**

**Q.4: To what extent do you use the Parent Portal to access information about your child's academic progress?**

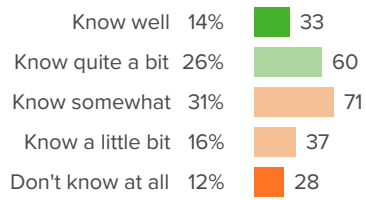


▲ 5 from last survey

Favorable: **26%**



**Q.5: To what extent do you know how your child is doing in school before you receive his or her report card or progress report?**



▲ 2 from last survey

Favorable: **41%**

## District Climate

Your average

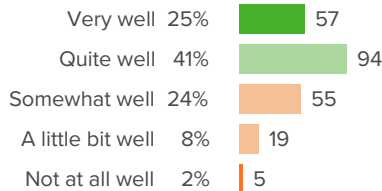
**49%**

231 responses

District average: **56%** Brookline Public Schools

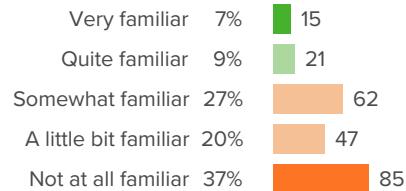
### How did people respond?

#### Q.1: How well do district leaders communicate important information to parents/guardians?



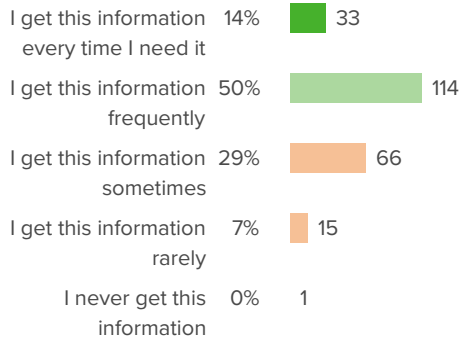
Favorable: **66%**

#### Q.2: How familiar are you with the Public School of Brookline's four district-wide goals?



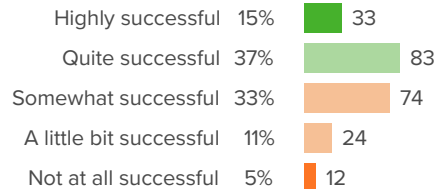
Favorable: **16%**

#### Q.3: How consistently are you able to get information about district events or news when you need it?



Favorable: **64%**

#### Q.4: How successful are district leaders in supporting schools to provide high quality education to students?



Favorable: **51%**

# Family Engagement

Your average

**41%**

231 responses

Change

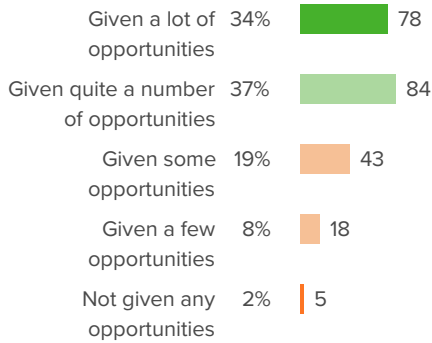
▼ **4**

since last survey

District average: **41%** Brookline Public Schools

## How did people respond?

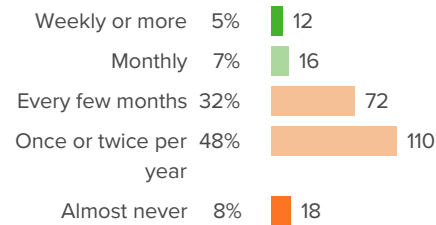
### Q.1: To what extent are parents/guardians given opportunities to be meaningfully involved at this school?



▼ **1** from last survey

Favorable: **71%**

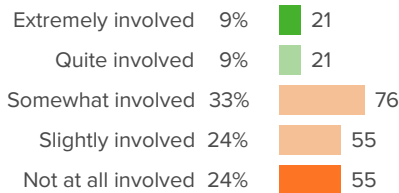
### Q.2: How often do you meet in person with teachers at your child's school?



▼ **2** from last survey

Favorable: **12%**

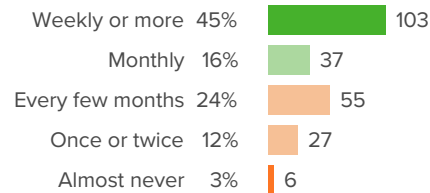
### Q.3: How involved have you been with parent groups at this school?



▼ **9** from last survey

Favorable: **18%**

### Q.4: In the past year, how often have you visited your child's school?



▼ **7** from last survey

Favorable: **61%**

# School Climate

Your average

**62%**

231 responses

Change

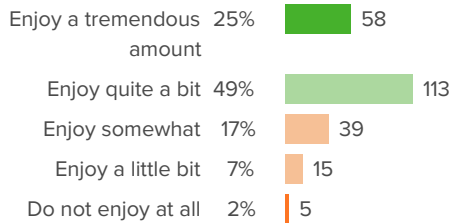
▼ **2**

since last survey

District average: **72%** Brookline Public Schools

## How did people respond?

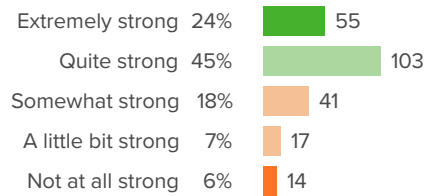
### Q.1: To what extent do you think that students enjoy going to this school?



▼ **9** from last survey

Favorable: **74%**

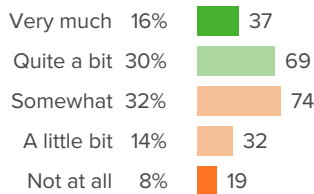
### Q.2: How strong is this school's sense of community?



▼ **2** from last survey

Favorable: **69%**

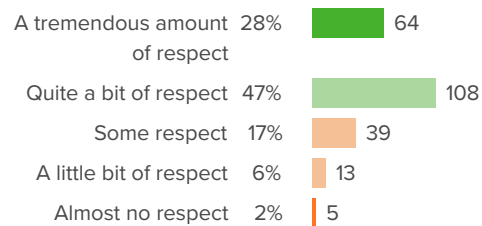
### Q.3: To what extent is your child engaged in appropriately challenging levels of academics at this school?



▼ **9** from last survey

Favorable: **46%**

### Q.4: How respectful are the relationships between staff and students at this school?

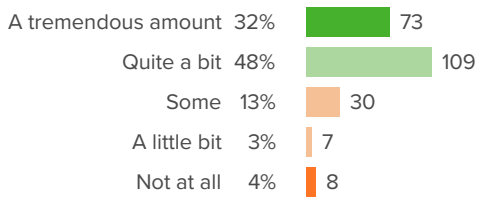


▼ **6** from last survey

Favorable: **75%**

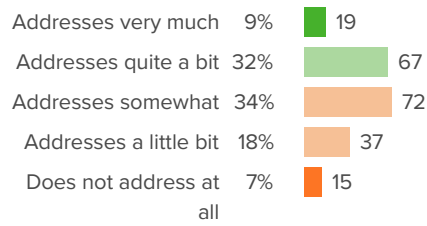


**Q.5: How much does this school value the diversity of students' backgrounds?**



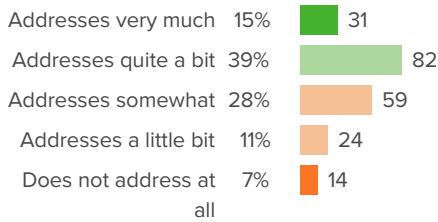
▲ **2** from last survey Favorable: **80%**

**Q.6: To what extent does this school address matters related to students' socioeconomic status?**



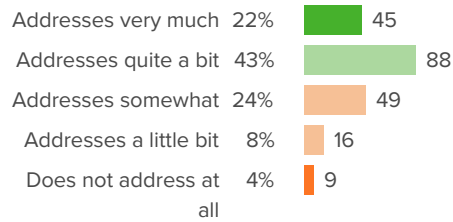
▲ **4** from last survey Favorable: **41%**

**Q.7: To what extent does this school address matters related to students' race/ethnicity?**



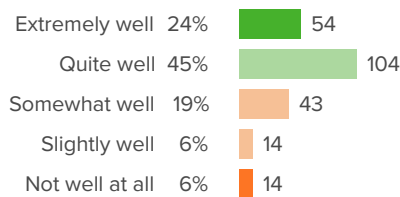
▲ **8** from last survey Favorable: **54%**

**Q.8: To what extent does this school address matters related to students' disabilities?**



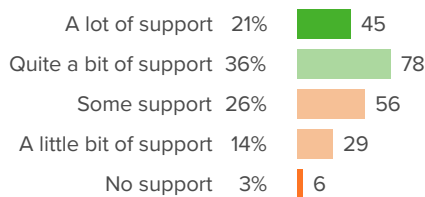
▲ **0** from last survey Favorable: **64%**

**Q.9: How well do administrators and teachers at this school create a school environment that helps students learn?**



▼ **1** from last survey Favorable: **69%**

**Q.10: When struggling with academics at school, to what extent does your child receive the support needed to be successful?**

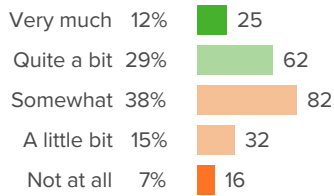


▼ **7** from last survey Favorable: **57%**





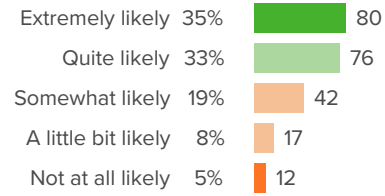
**Q.11: How well does homework at this school support learning in the classroom?**



▼ 5 from last survey

Favorable: **40%**

**Q.12: If a friend were looking for a school to send their children to, how likely would you be to recommend this school to them?**



▼ 6 from last survey

Favorable: **69%**

## School Fit

Your average

**59%**

231 responses

Change

▼ **4**

since last survey

District average: **68%** Brookline Public Schools

### How did people respond?

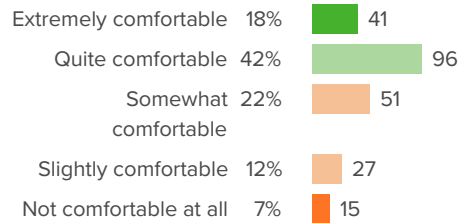
**Q.1: Does your child have a close relationship with at least one adult at this school?**



▼ **6** from last survey

Favorable: **75%**

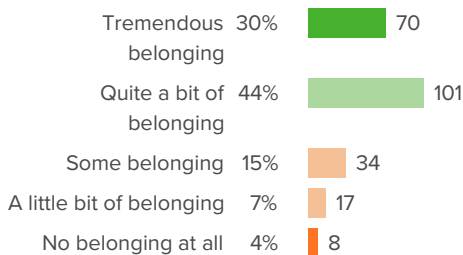
**Q.2: How comfortable is your child in asking for help from adults at this school?**



▲ **0** from last survey

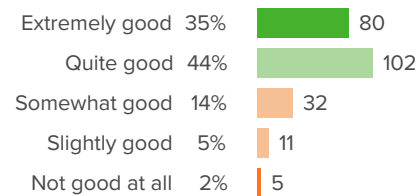
Favorable: **60%**

**Q.3: To what extent does your child feel a sense of belonging at this school?**



Favorable: **74%**

**Q.4: Given your child's cultural background, how good a fit is this school?**

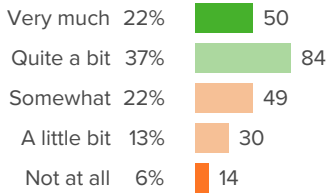


▼ **3** from last survey

Favorable: **79%**



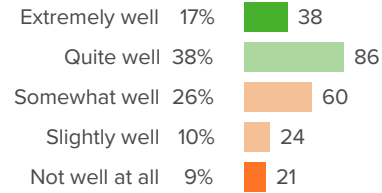
**Q.5: To what extent have teachers at this school helped your child to develop effective work and study habits?**



▼ 1 from last survey

Favorable: **59%**

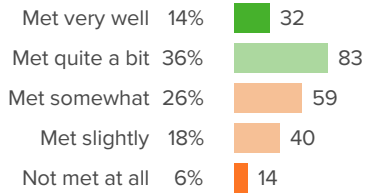
**Q.6: How well do you feel this school is preparing your child for the next academic year?**



▼ 6 from last survey

Favorable: **54%**

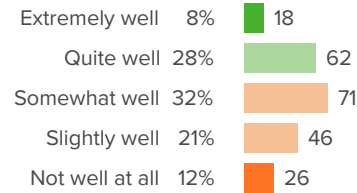
**Q.7: To what extent are your child's individual learning needs met at this school?**



▼ 2 from last survey

Favorable: **50%**

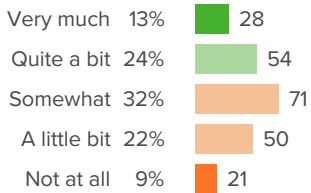
**Q.8: How well do the extracurricular activities offered at this school match your child's interests?**



▼ 5 from last survey

Favorable: **36%**

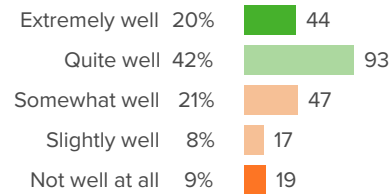
**Q.9: To what extent does your child have sufficient opportunities to engage in extracurricular activities at this school?**



▼ 10 from last survey

Favorable: **37%**

**Q.10: How well does the overall approach to discipline at this school work for your child?**



▼ 2 from last survey

Favorable: **62%**

# School Leadership

Your average

**55%**

231 responses

Change

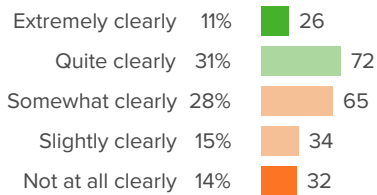
**▲ 1**

since last survey

District average: **69%** Brookline Public Schools

## How did people respond?

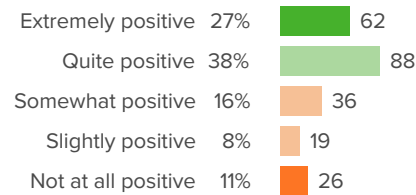
### Q.1: How clearly do this school's leaders identify their goals for the school?



▲ 0 from last survey

Favorable: **43%**

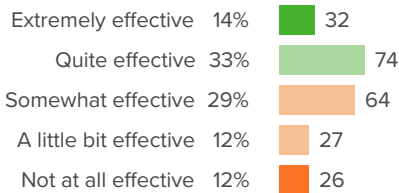
### Q.2: How positive is the tone that school leaders set for the culture of this school?



▲ 2 from last survey

Favorable: **65%**

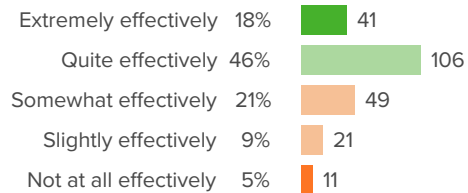
### Q.3: How effective is this school's leader in promoting the learning and growth of all students?



▼ 1 from last survey

Favorable: **48%**

### Q.4: How effectively do this school's leaders communicate important information to families?



▲ 4 from last survey

Favorable: **64%**



## School Safety

Your average

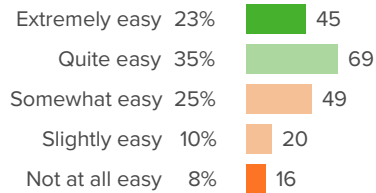
**55%**

231 responses

District average: **61%** Brookline Public Schools

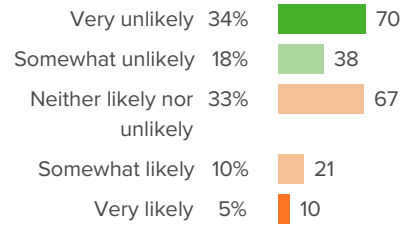
### How did people respond?

**Q.1: If a student is bullied at this school, how easy is it for him/her to get help from an adult?**



Favorable: **57%**

**Q.2: How likely is it that someone from this school will bully your child online?**



▼ **26** from last survey

Favorable: **52%**

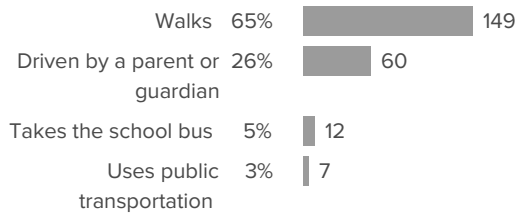


# School arrival

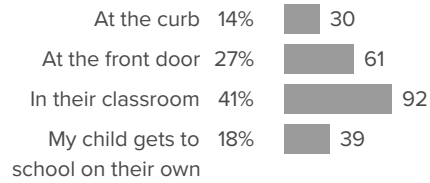
## How did people respond?

---

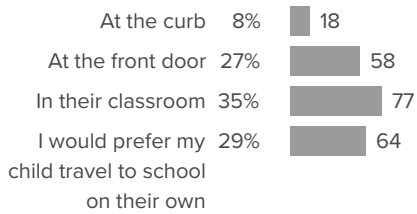
### Q.1: How does your child typically get to school?



### Q.2: When you/a guardian brings your child to school, where do you typically drop him/her off?



### Q.3: How would you prefer your child be dropped off at school?





## Other questions

How did people respond? \_\_\_\_\_

**Q.1: Please select the grade level(s) that your child(ren) is/are in at this school this year.**

K	10%	■	34
1	12%	■	40
2	10%	■	34
3	12%	■	40
4	10%	■	31
5	13%	■	41
6	9%	■	29
7	9%	■	29
8	14%	■	46